

Genetic Summary Report

Animal Name: Mike

Owner:

Colleen Goularte

Membership Number : Not assigned

Member Body/Breed Club: Not assigned

Approved Collection Method:





Scan to authenticate
this Report online

Genetic Summary Report

Owner's details

Name:	Colleen Goularte
-------	------------------

Animal's Details

Registered Name :	SGR's They Call Me Mike!
-------------------	--------------------------

Pet Name :	Mike
------------	------

Registration Number :	SS53252403
-----------------------	------------

Breed: :	Labrador Retriever
----------	--------------------

Microchip Number :	
--------------------	--

Sex: :	Intact Male
--------	-------------

Date of Birth :	30th May 2025
-----------------	---------------

Colour :	Yellow
----------	--------

Sample Collection Details

Case Number :	25FB17808
---------------	-----------

Collected By :	
----------------	--

Approved Collection :	No
-----------------------	----

Sample Type :	SWAB
---------------	------

Test Details

Test Requested :	Labrador Retriever - Full Breed Profile
------------------	---


Pet Name :	Mike
------------	------

Date of Test :	17th Dec 2025
----------------	---------------

Authorisation

Sample with Lab ID Number 25FB17808 was received at Orivet Genetics, DNA was extracted and analysed with the following result reported:

Orivet Genetic Analyst





Scan to authenticate
this Report online

Genetic Summary Report

Health Tests Reported (Continued)

Breed Sense	Diseases	Result
✓	Achromatopsia (Labrador Type)	NORMAL (N/N) - [NO VARIANT DETECTED]
✓	Centronuclear Myopathy (Labrador Retriever Type)	NORMAL (N/N) - [NO VARIANT DETECTED]
✓	Congenital Macrothrombocytopenia	NORMAL (N/N) - [NO VARIANT DETECTED]
✓	Congenital Myasthenic Syndrome (Labrador Retriever Type)	NORMAL (N/N) - [NO VARIANT DETECTED]
✓	Copper Toxicosis (ATP7B & ATP7A) (Labrador Retriever Type)	NORMAL (N/N) FOR ATP7B / POSITIVE (P/P) FOR THE ATP7A VARIANT
✓	Cystinuria (SLC3A1) Labrador Retriever Type	NORMAL (N/N) - [NO VARIANT DETECTED]
✓	Degenerative Myelopathy	NORMAL (N/N) - [NO VARIANT DETECTED]
✓	Dyserythropoietic Anemia and Polymyopathy (DAMS) (Labrador Retriever)	NORMAL (N/N) - [NO VARIANT DETECTED]
✓	Ehlers-Danlos Syndrome (Labrador Retriever Type), Variant 2	NORMAL (N/N) - [NO VARIANT DETECTED]
✓	Ehlers-Danlos Syndrome (Labrador Type)	NORMAL (N/N) - [NO VARIANT DETECTED]


Owner's Name : Colleen Goularte

Pet Name : Mike

Microchip Number 900 263 002 832 581

Approved Collection Method





Scan to authenticate
this Report online

Genetic Summary Report

Health Tests Reported (Continued)

Breed Sense	Diseases	Result
✓	Elliptocytosis B-spectrin (Labrador Retriever/Poodle Type)	NORMAL (N/N) - [NO VARIANT DETECTED]
✓	Exercise Induced Collapse (Retriever Type)	NORMAL (N/N) - [NO VARIANT DETECTED]
✓	Hereditary Nasal Parakeratosis/Dry Nose (Labrador Retriever Type)	NORMAL (N/N) - [NO VARIANT DETECTED]
✓	Hyperuricosuria	NORMAL (N/N) - [NO VARIANT DETECTED]
✓	Macular Corneal Dystrophy (Labrador Type)	CARRIER (P/N) - [ONE COPY OF THE VARIANT DETECTED]
✓	Malignant Hyperthermia	NORMAL (N/N) - [NO VARIANT DETECTED]
✓	Myotonia Congenita (Labrador Retriever Type)	NORMAL (N/N) - [NO VARIANT DETECTED]
✓	Myotubular Myopathy X-Linked (Labrador Retriever Type)	NORMAL (N/N) - [NO VARIANT DETECTED]
✓	Narcolepsy (Labrador)	NORMAL (N/N) - [NO VARIANT DETECTED]
✓	Oculo-Skeletal Dysplasia (Labrador Retriever Type)	NORMAL (N/N) - [NO VARIANT DETECTED]

Owner's Name : Colleen Goularte

Pet Name : Mike

Microchip Number 900 263 002 832 581

Approved Collection Method :





Scan to authenticate
this Report online

Genetic Summary Report

Health Tests Reported


Breed Sense	Diseases	Result
✓	Progressive Rod Cone Degeneration (prcd) – PRA	NORMAL (N/N) – [NO VARIANT DETECTED]
✓	Pyruvate Kinase Deficiency (Labrador Type)	NORMAL (N/N) – [NO VARIANT DETECTED]
✓	Retinal Dysplasia/Oculoskeletal Dysplasia 1	NORMAL (N/N) – [NO VARIANT DETECTED]
✓	Sex Determination – ZFX	DOG IS MALE
✓	Skeletal Dysplasia 2 (Mild Disproportionate Dwarfism)	NORMAL (N/N) – [NO VARIANT DETECTED]
✓	Stargardt Disease (Retinal Degeneration)	NORMAL (N/N) – [NO VARIANT DETECTED]
✓	Ullrich-Like Muscular Dystrophy, Variant 1	NORMAL (N/N) – [NO VARIANT DETECTED]
✓	Ullrich-Like Muscular Dystrophy, Variant 2	NORMAL (N/N) – [NO VARIANT DETECTED]


Owner's Name : Colleen Goularte

Pet Name : Mike

Microchip Number 900 263 002 832 581

Approved Collection Method :





Scan to authenticate
this Report online

Genetic Summary Report

Health Tests Reported

Breed Sense	Traits	Result
✓	A Locus (Agouti)	a^t/a^t - TAN POINTS/BLACK & TAN or TRICOLOUR MAY BE BRINDLED [SEE K LOCUS]
✓	B Locus - Bd, Bs, Bc [Various Breeds]	Bb [BcBc BdBd Bsbs] - CAN PRODUCE BROWN OFFSPRING
✓	D (Dilute) Locus	D/D - NO COPY OF MLPH-D ALLELE (DILUTE) - PIGMENT IS NORMAL
✓	Dilute D2 Variant (Chow Chow Type)	D^2/D^2 - NO COPY OF d2 ALLELE (DILUTE) - PIGMENT IS NORMAL
✓	E Locus - (Cream/Red/Yellow)	e/e - HOMOZYGOUS FOR NON-EXTENSION [WHITE/YELLOW/APRICOT/WHEATEN]
✓	K Locus (Dominant Black)	KB / k^y or k^{br} - ONE COPY DOMINANT BLACK (KB) and ONE COPY OF NON-BLACK (k^y) dog MAY be brindled
✓	Long Hair Gene - L1 (Canine C95F)	NEGATIVE - NO COPIES, NOT SHOWING THE PHENOTYPE
	Brown TYRP1 [Lancashire Heeler Type] = Bl	B^L/B^L - DOES NOT CARRY BROWN/LIVER [TYRP1]
	Pheomelanin Intensity CFA18 (Poodle/Coonhound Type)	I/I - NO COPY OF CFA18 INTENSITY ALLELE (NOT LIKELY TO SHOW EXTREME DILUTION)

Owner's Name : Colleen Goularte

Pet Name : Mike

Microchip Number 900 263 002 832 581

Approved Collection Method :



Glossary of Genetic Terms (Results)



NORMAL (N/N) - [NO VARIANT DETECTED]

No presence of the variant (mutation) has been detected. The animal is clear of the disease and will not pass on any disease-causing mutation.

CARRIER (P/N) - [ONE COPY OF THE VARIANT DETECTED]

This is also referred to as HETEROZYGOUS. One copy of the normal gene and copy of the affected (mutant) gene has been detected. The animal will not exhibit disease symptoms or develop the disease. Consideration needs to be taken if breeding this animal – if breeding with another carrier or affected or unknown then it may produce an affected offspring.

POSITIVE (P/P) - [TWO COPIES OF THE VARIANT DETECTED]

Two copies of the disease gene variant (mutation) have been detected also referred to as HOMOZYGOUS for the variant. The animal may show symptoms (affected) associated with the disease. Appropriate treatment should be pursued by consulting a Veterinarian.

POSITIVE HETEROZYGOUS [ONE COPY OF THE DOMINANT VARIANT DETECTED]

Also referred to as POSITIVE ONE COPY or POSITIVE HETEROZYGOUS. This result is associated with a disease that has a dominant mode of inheritance. One copy of the normal gene (wild type) and affected (mutant) gene is present. Appropriate treatment should be pursued by consulting a Veterinarian. This result can still be used to produce a clear offspring.

NORMAL BY PARENTAGE HISTORY

The sample submitted has had its parentage verified by DNA. By interrogating the DNA profiles of the Dam, Sire and Offspring this information together with the history submitted for the parents excludes this animal from having this disease. The controls run confirm that the dog is NORMAL for the disease requested.

NORMAL BY PEDIGREE

The sample submitted has had its parentage verified by Pedigree. The pedigree has been provided and details (genetic testing reports) of the parents have been included. Parentage could not be determined via DNA profile as no sample was submitted.

NO RESULTS AVAILABLE

Insufficient information has been provided to provide a result for this test. Sire and Dam information and/or sample may be required. This result is mostly associated with tests that have a patent/license and therefore certain restrictions apply. Please contact the laboratory to discuss.

INDETERMINABLE

The sample submitted has failed to give a conclusive result. This result is mainly due to the sample failing to "cluster" or result in the current grouping. A recollection is required at no charge.

DNA PROFILE

Also known as a DNA fingerprint. This is unique for the animal. No animal shares the same DNA profile. An individual's DNA profile is inherited from both parents and can be used for verifying parentage (pedigrees). This profile contains no disease or trait information and is simply a unique DNA signature for that animal.



Glossary of Genetic Terms (Results)



PARENTAGE VERIFICATION/ QUALIFIES/CONFIRMED OR DOES NOT QUALIFY/EXCLUDED

Parentage is determined by examining the markers on the DNA profile. A result is generated and stated for all DNA parentage requests. Parentage confirmation reports can only be generated if a DNA profile has been carried out for Dam, Offspring and possible Sire/s.

PENDING

PENDING

TRAIT (PHENOTYPE)

A feature that an animal is born with (a genetically determined characteristic). Traits are a visual phenotype that range from colour to hair length, and also includes certain features such as tail length. If an individual is AFFECTED for a trait then it will show that characteristic eg. AFFECTED for the B (Brown) Locus or bb will be brown/chocolate.

POSITIVE – SHOWING THE PHENOTYPE

The animal is showing the trait or phenotype tested.

CLARIFICATION OF GENETIC TESTING

The goal of genetic testing is to provide breeders with relevant information to improve breeding practices in the interest of animal health. However, genetic inheritance is not a simple process, and may be complicated by several factors. Below is some information to help clarify these factors.

The goal of genetic testing is to provide breeders with relevant information to improve breeding practices in the interest of animal health. However, genetic inheritance is not a simple process, and may be complicated by several factors. Below is some information to help clarify these factors.

1) Some diseases may demonstrate signs of what Geneticists call "genetic heterogeneity". This is a term to describe an apparently single condition that may be caused by more than one mutation and/or gene

2) It is possible that there exists more than one disease that presents in a similar fashion and segregates in a single breed. These conditions –although phenotypically similar – may be caused by separate mutations and/or genes.

3) It is possible that the disease affecting your breed may be what Geneticists call an "oligogenic disease". This is a term to describe the existence of additional genes that may modify the action of a dominant gene associated with a disease. These modifier genes may for example give rise to a variable age of onset for a particular condition, or affect the penetrance of a particular mutation such that some animals may never develop the condition.

The range of hereditary diseases continues to increase and we see some that are relatively benign and others that can cause severe and/or fatal disease. Diagnosis of any disease should be based on pedigree history, clinical signs, history (incidence) of the disease and the specific genetic test for the disease. Penetrance of a disease will always vary not only from breed to breed but within a breed, and will vary with different diseases. Factors that influence penetrance are genetics, nutrition and environment. Although genetic testing should be a priority for breeders, we strongly recommend that temperament and phenotype also be considered when breeding.

Orivet Genetic Pet Care aims to frequently update breeders with the latest research from the scientific literature. If breeders have any questions regarding a particular condition, please contact us on (03) 9534 1544 or admin@orivet.com and we will be happy to work with you to answer any relevant questions.

